



# IMPACT WRENCHES - 1" Sq. Drive




Single Pinless

## APPLICATIONS

The changing for heavy vehicles. Disassembling and assembling heavy duty construction machineries and its maintenance. Construction and maintenance of railways, bridge, buildings, highway and oil plants.


### ■ U-1350P

Pistol grip 1" (25.4mm) sq.drive with short anvil



### ■ U-1350PL

Pistol grip 1" (25.4mm) sq.drive with 7.5" long anvil



### ■ U-1350S

1" (25.4mm) sq.drive with short anvil



### ■ U-1350

1" (25.4mm) sq.drive with 7.5" long anvil



### ■ U-145SS

1" (25.4mm) sq.drive with short anvil

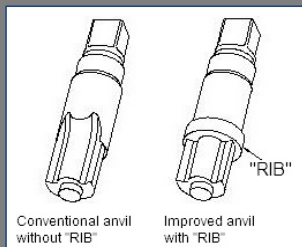


### ■ U-145S

1" (25.4mm) sq.drive with 9" long anvil



#### SPECIALLY STRONG ANVIL for 1" Impact Wrenches



Improved anvil with "RIB" increases the strength of hammer components by 30%, which makes high durability.

Model	Square Drive (mm)	Bolt Cap. (mm)	Max. Torque (N·m)	Air Cons. (L/min.) (no load)	Air Cons. (L/min.) (load)	Free Speed (rpm)	Air Inlet (inch PT)	Weight (kg)	Length (mm)
U-1350P	25.4	38	2,500	1,280	1,000	3,500	1/2	9.6	270
U-1350PL	25.4	38	2,500	1,280	1,000	3,500	1/2	11.1	420
U-1350S	25.4	38	2,000	1,280	1,000	3,500	1/2	9.3	360
U-1350	25.4	38	2,000	1,280	1,000	3,500	1/2	10.8	510
U-145SS	25.4	45	2,500	1,480	1,200	3,200	1/2	12.3	380
U-145S	25.4	45	2,500	1,480	1,200	3,200	1/2	14.8	560