



U-15 PARTICLE REMOVER




U-15 PARTICLE REMOVER

[How to use U-15]

- Pad rotates by pushing button, and the rotation stops when releasing to push.
- Push button upwards for continuous operation.
- Place pad light on the sanding face.
- U-15 is water splash resistant.
Do not use U-15 in the water.
- Rinse the tool with water when the operation is finished.
- Add some neutral detergent when cleaning bad dirt.

[Batteries]

- Use 4 pcs of "AA" dry cells or rechargeable batteries.
- Life time is different for the conditions of batteries.
- Dry cells included in the box are just for testing, that may be exhausted.
- Push both rubber buttons of Housing Grip, and pull End Cap carefully.
- Use brand new and same 4 batteries when changing.
- Assemble End Cap with Housing Grip tight.



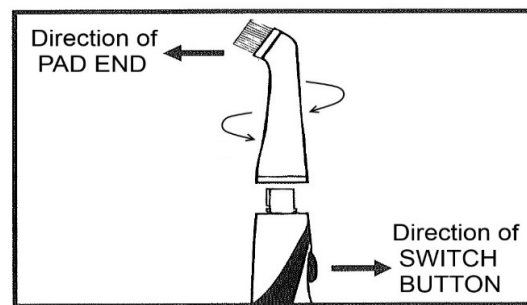
[Pad units]

HOW TO TAKE OFF

- Hold both Housing Grip and Pad Unit tight, and turn Pad Unit anti-clockwise.


HOW TO PUT ON

- See the right sketch. Keep the directions of both Pad Unit and Switch Button as shown in the sketch.
- Assemble Pad Unit with Housing.
- Turn Pad Unit clockwise, and fix the connection firmly.




! WARNING

- ★ NEVER USE BLEACH, DETERGENT OR SOLVENT OF STRONG ACID, ALKALINE, & OILY. THOSE CHEMICALS MAY CAUSE DEFORMATION AND/OR DISCOLOURATION.
- ★ NEVER USE HOT WATER, THAT MAY CAUSE DEFORMATION.
- ★ NEVER USE OR PLACE BY FIRE.
- ★ AVOID DIRECT SUNLIGHT.



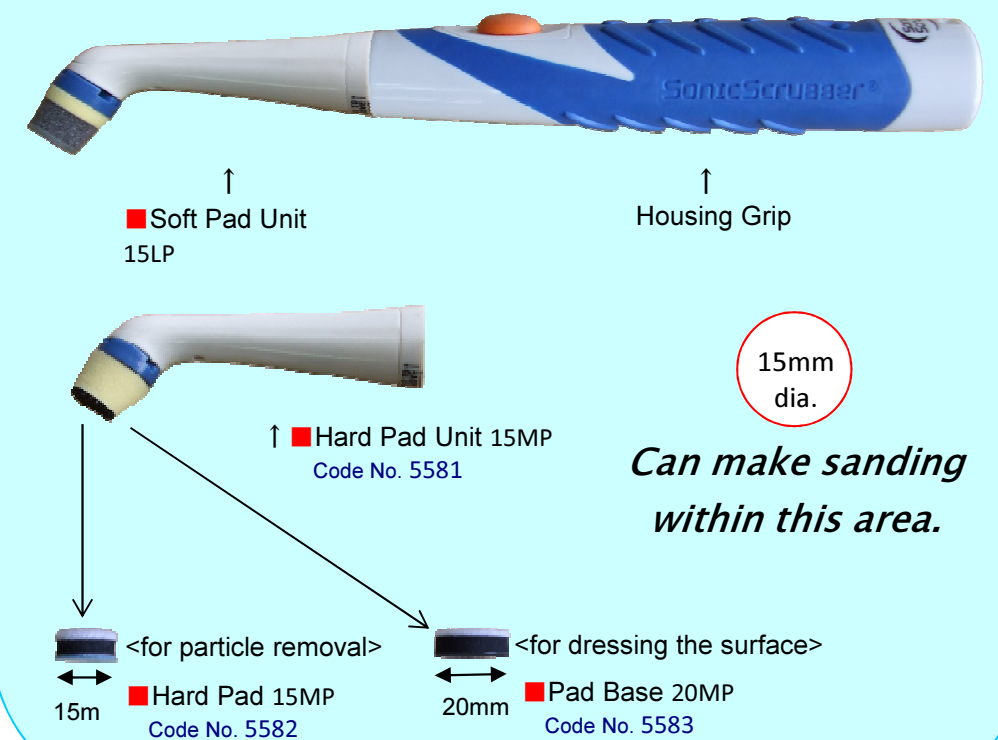
<EXAMPLE OF AN APPLICATION>



[FEATURES]

1. Can remove a particle at minimum area (15mm).
2. Much less abrasive-clogging and water-splashing by oscillation movement.

[Standard]



<An application>

- Dress the face made with grit 2000 by grit 3000.
 - Polish the face made with grit 3000 by 0.1micron compound.
- *Select grit 1500 or 2000 for the size of particle.

Model	Oscillation	Weight	Overall Length	Batteries
U-15	5000	200g	260mm	Type AA x 4

*Weight & Length: subject to equipping with Hard Pad 15MP and batteries.

Distributor

SAITAMA SEIKI CO., LTD.

2942 Mishiri, Kumagaya, Saitama, JAPAN